

Kanboard

Intuitive Bugtracking and more

By Tomas Dittmann

Kisters AG

Agenda

1. Introduction
2. What is Kanboard
3. Features
4. How to (mis-)use it for Bugtracking

1. Introduction

1. Introduction

Tomas Dittmann

Kisters AG since may 2012

IT specialist - application development since june 2014

Senior Software Engineer since January 2016

C++ Usergroup(Aachen) visitor since march 2016

3DViewStation - High performance 3D Multi-CAD-Viewer
8 Developers + 3 Supporter/Developer

2. What Is Kanboard

2. What is Kanboard

What is Kanban

Kanban Methodology: Kanban (jap. for signal-chart / ticket)

Based on 6 practices: Visualize the process

Restrict work in progress

Measure and manage workflows

Make policies explicit

Implement feedback loops

Improve collaboratively, evolve experimentally

2. What is Kanboard

Project Management Software specialised in simplicity and efficiency

Free, open source, self-hostable

PHP / Javascript / HTML&CSS

Customizable to a certain point according to your business

Just became kind of responsive

accessible through a (modern) browser from any device

3. Features

3. Features

1. Simple!
2. Dashboard per user, Overview per board
3. Visual and clear overview of your tasks
4. Search and filter functionality
5. Per-project-usermanagement / Permissionsystem
6. Per-task subtasks, attachments, comments
7. Automated actions
8. Analytics and reports / Gantt charts / Time tracking / Notifications
9. Integration through API, Webhooks, RSS-Feeds

3. Features

Dashboard/Overview: All important information in one place

 ▼ Filters

My projects (2)

Id	▲ Project	Columns
#1	Demo Project	1 Backlog 2 Ready 4 Work in progress 1 Done
#2	Project with swimlanes	2 Backlog 2 Ready 1 Work in progress 2 Done

My tasks (4)

▲ Id	Project	Task	Time tracking	Due date
#3	Demo Project	Make a new dashboard		
#6	Project with swimlanes	Feature #1		
#14	Demo Project	Prepare new release		
#16	Demo Project	Test last version of the application		July 20, 2015



My subtasks (1)

▲ Id	Project	Task	Subtask	Time tracking
#1	Demo Project	Improve the Kanboard documentation	Add some graphs	12h estimated

3. Features


Dashboard/Overview: All important information in one place

Menu ▾ **Overview** Board Calendar List Gantt


status:open  

0 Backlog 0 Ready 0 Work in progress 0 Done

▼ Description

 Edit description

▼ Attachments

 Upload a file

▼ Information

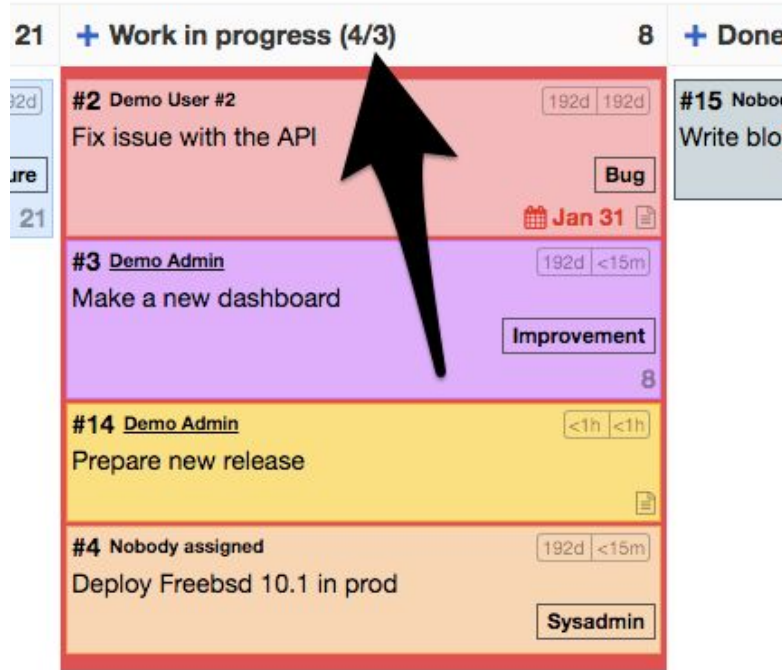
- Project owner: **admin**
- Project Manager: **admin**

▼ Last activity

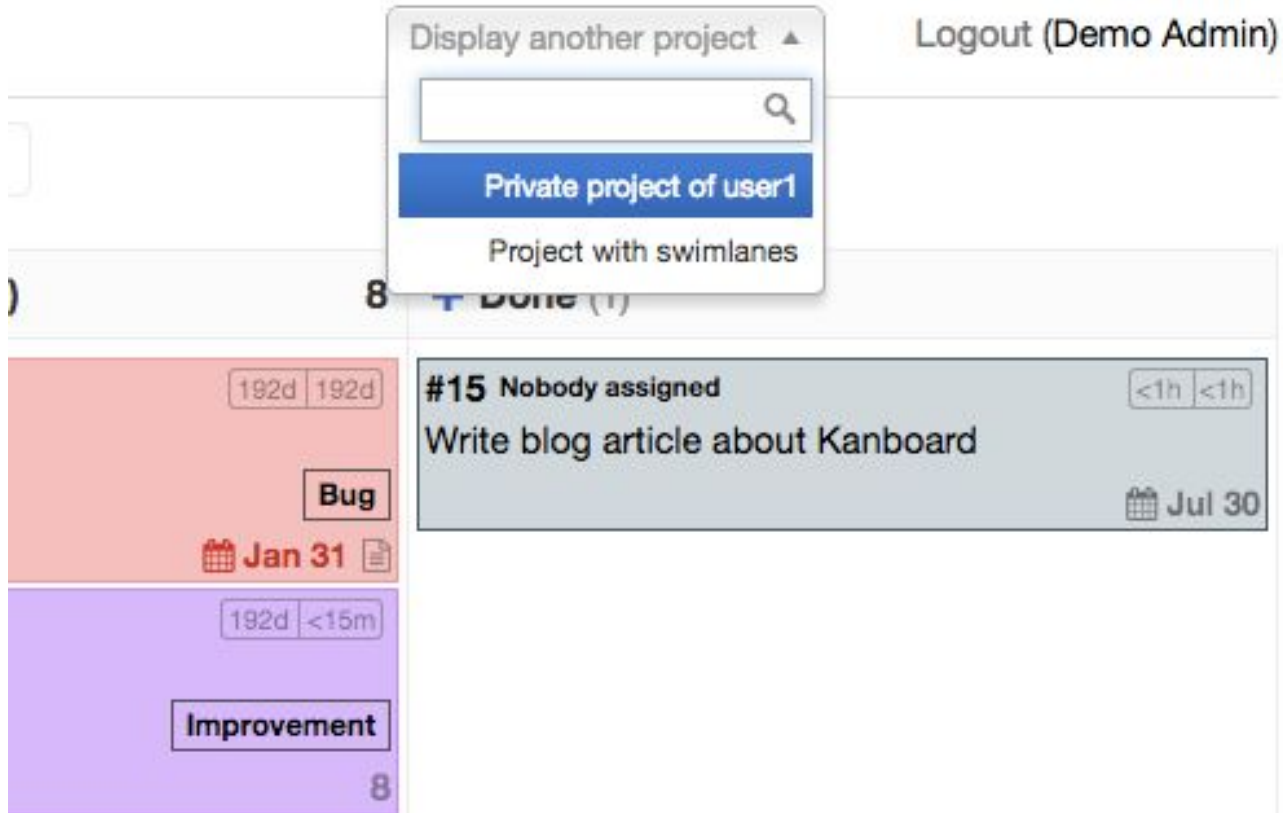
There is no activity yet.

3. Features

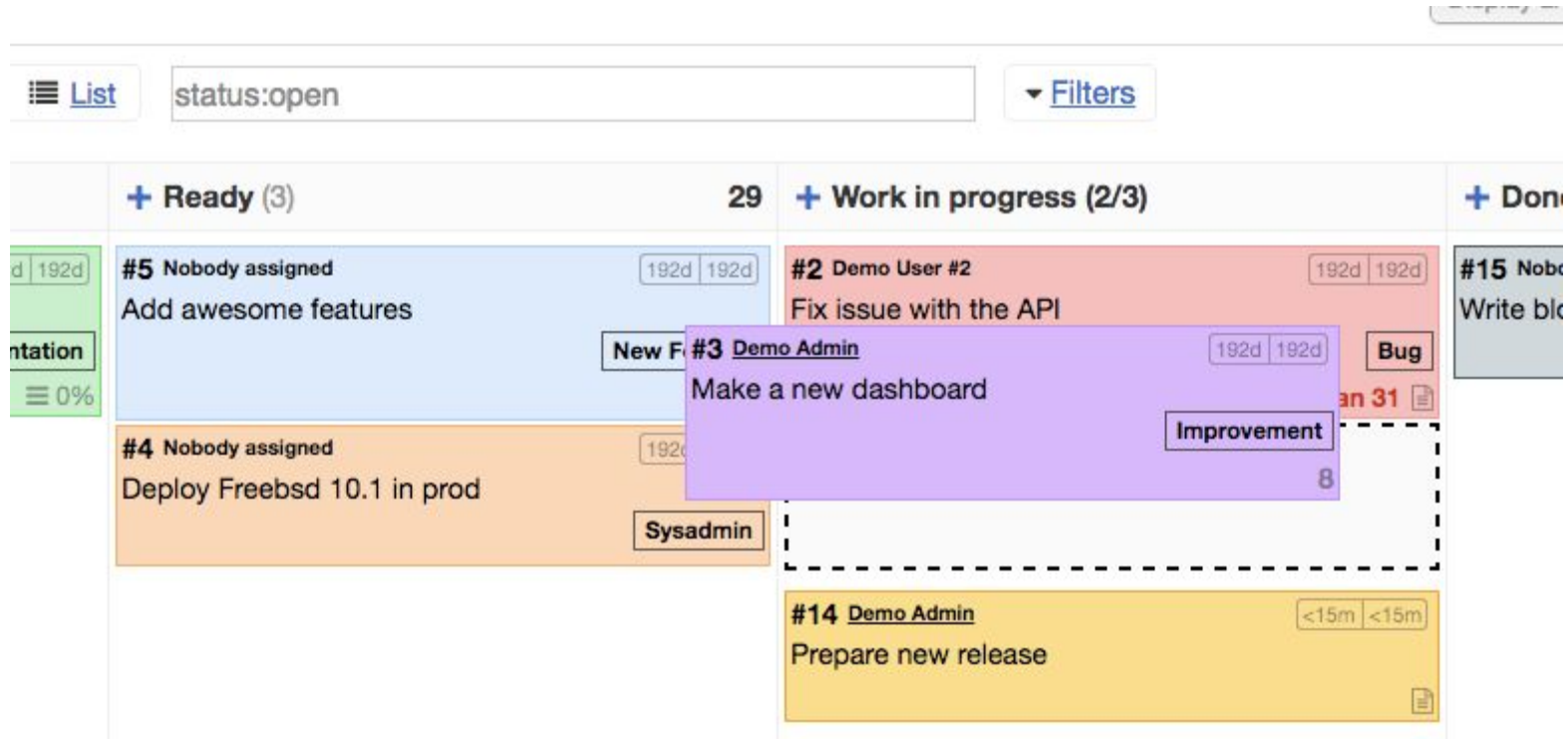
Kanban Board: Simple and straightforward



3. Features Kanban Board: Simple and straightforward



3. Features Kanban Board: Simple and straightforward



3. Features

Search and Filters: Powerful search engine

status:open assignee:me due:"2 days ago"

▼ [Filters](#)

Ready (0)

+ Work in progress (1/3)

#16 [Demo Admin](#)

<15m

<15m

Test last version of the application

 Jul 20

3. Features

Search and Filters: Powerful search engine

KB Demo Project

▼ [Actions](#)



[Board](#)



[Calendar](#)



[List](#)

status:open



[Filters](#)

▼ Id	Swimlane	Column	Category	Title
#16	Default swimlane	Work in progress		Test last version of the application
#15	Default swimlane	Done		Write blog article about Kanboard
#14	Default swimlane	Work in progress		Prepare new release
#5	Default swimlane	Ready	New Feature	Add awesome features
#4	Default swimlane	Ready	Sysadmin	Deploy FreeBSD 10.1 in prod
#3	Default swimlane	Work in progress	Improvement	Make a new dashboard
#2	Default swimlane	Work in progress	Bug	Fix issue with the API
#1	Default swimlane	Backlog	Documentation	Improve the Kanboard documentation

3. Features Permissionsystem: Simple yet sufficient

General usermanagement

- 3 Roles
1. Administrator
 2. Manager
 3. User


Or just make it completely public

Sortable into groups

Per Project usermanagement

- 3 Roles
1. Manager
 2. User
 3. Viewer

Enable public access

 [Public link](#)

Whole groups can be added

3. Features

Tasks: Subtasks, attachments, comments, ...

demo > New task

Title

Demo Task *

Description

B I S H |

Demo description

Tags

Create another task

or [cancel](#)

Color

Assignee

admin [Me](#)

Column

Ready

Priority

0

Complexity

Reference

Original estimate

hours

Time spent

hours

Start Date

09/07/2016 19:38

Due Date

09/07/2016

3. Features

Tasks: Subtasks, attachments, comments, ...

Task #1

- Summary
- Activity stream
- Transitions
- Analytics

Actions

- Edit the task
- Edit recurrence
- Add a sub-task
- Add internal link
- Add external link
- Add a comment
- Attach a document
- Add a screenshot
- Duplicate
- Duplicate to another project
- Move to another project
- Move position
- Close this task
- Remove

Demo

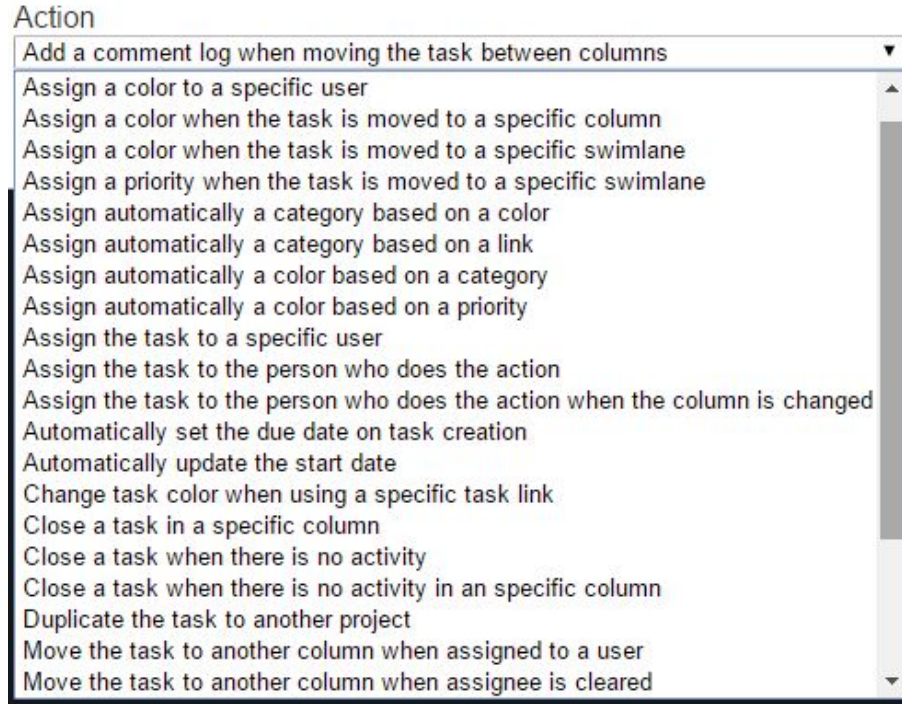
Status: open	Column: Ready	Assignee: admin	Created: 09/07/2016 19:59
Priority: 0	Position: 1	Creator: admin	Modified: 09/07/2016 20:01
			Moved: 09/07/2016 19:59

▶ Set start date

▼ Description

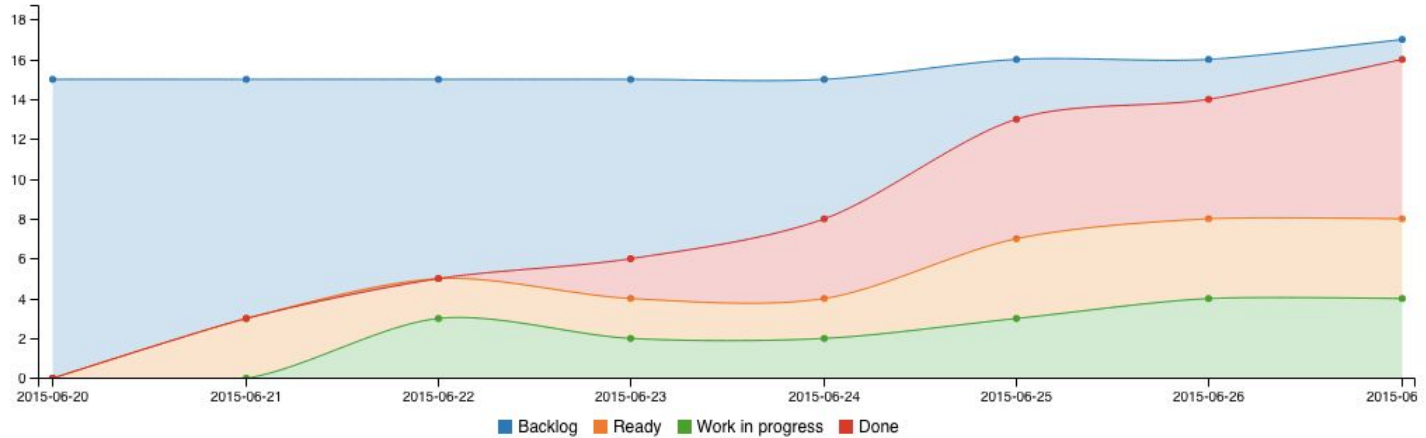
Demo

3. Features Automatic actions: automate everything



3. Features

Analytics and reports: several charts for a quick overview

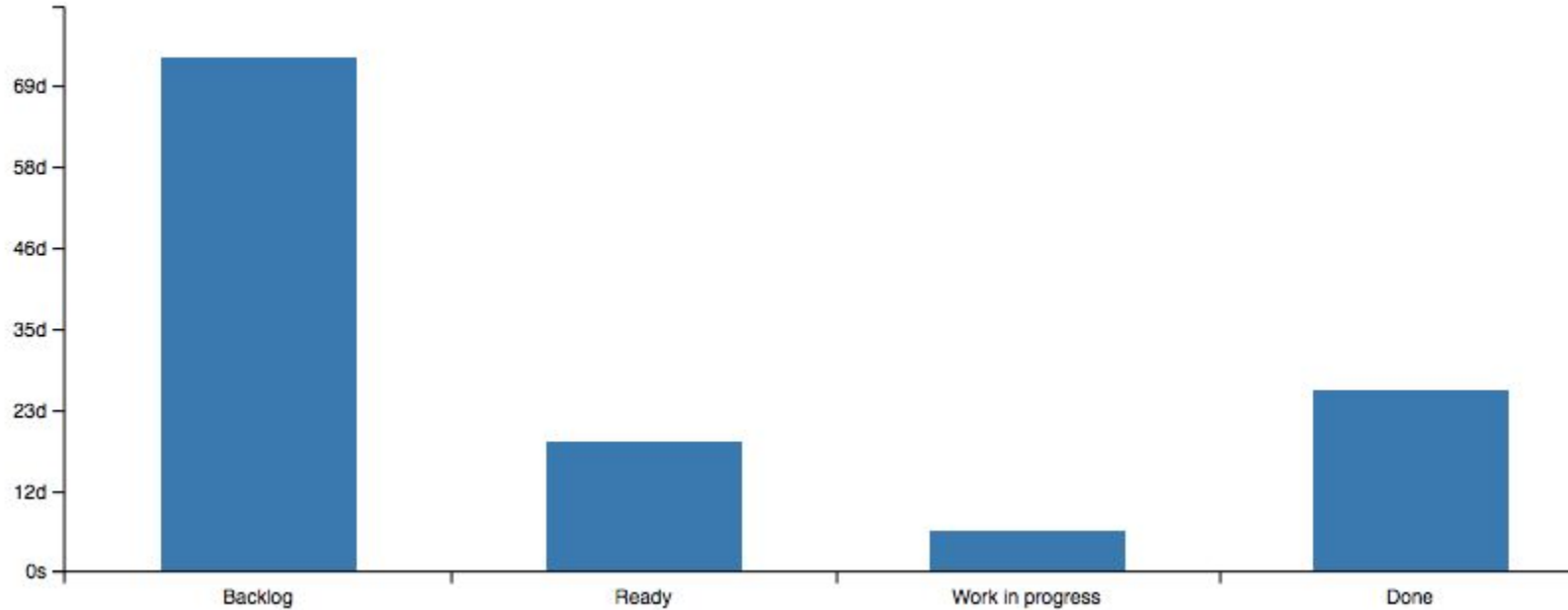


Start Date

End Date

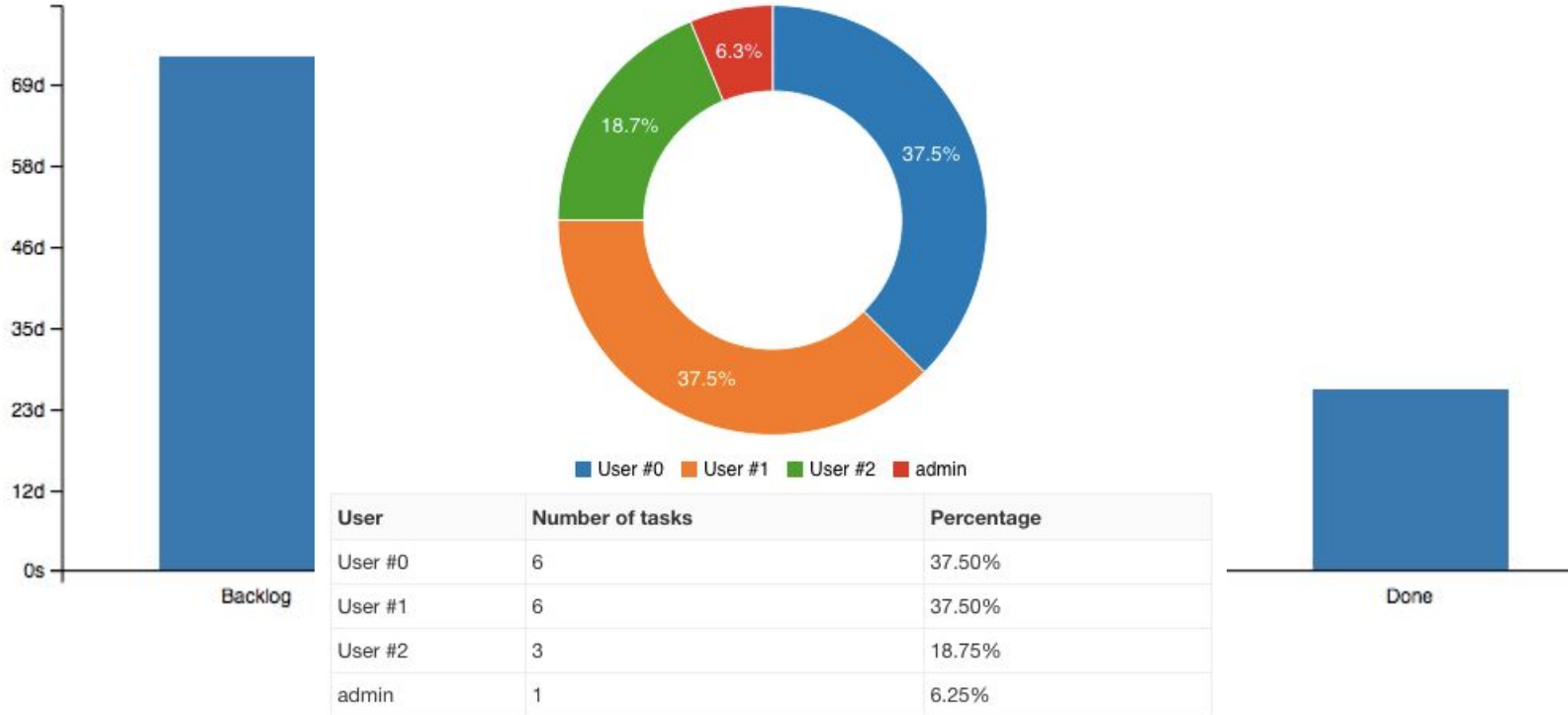
3. Features

Analytics and reports: several charts for a quick overview



3. Features

Analytics and reports: several charts for a quick overview



3. Features

Integration: You miss something? Add it yourself!

Easily integrate it with external software by using the powerful and growing Json-RPC API and webhooks

Follow all activities from an RSS reader or chat services like Hipchat, Slack, Mattermost and Jabber

Create tasks by email or synchronize with Gitlab, Github, Gogs or Bitbucket

4. How to use it for Bugtracking

4. Bugtracking Setup

Columns

New | Assigned | Work in progress | Done | Testing | Trunk | Complete

Swimlanes

Bug | Feature | 3rdParty | Misc | Tutorial | On Hold | Mastertasks

Priorities through Categories

Bug/Feature (Low/Medium/High/Critical) | Discussion | Tutorial(Error/Missing)

Tags - Some specific / some more general

Renderer/Core | Desktop/UI | WebViewerServer | WebViewerClient | Tutorial | Customer

Automatic actions

Automatic coloring | Automatic user assignment | Automatic move to other project

4. Bugtracking Workflow

Simple and straightforward

QA/Customer found a bug / wants a feature -> create a task in the “New” column of the related swimlane

One developer decides to do it -> moves the task into the “Assigned” column

The developer has time to develop/debug -> move the task to “Work in progress”

Bug has been fixed / Feature is implemented -> move the task to “Done”

QA has time to test the task -> moves the task to “Testing”

Task is tested successfully -> move to “Completed/Trunk”
unsuccessfully -> move back to “Assigned”

4. Bugtracking Helper

Apply colors according to category

Bugs -> different shades of red
Features -> different shades of blue

Assign User on task movement actions

Assign the executing user to the task if the task was moved to “Assigned” or “Testing”
Remove assignment on move to “New”, “Done” and “Completed”

Move the task to another project

If a task is moved to the “Completed” column the task is moved to another project “Releases” where it is inserted into the leftmost column

4. Bugtracking Problems

Started with version 1.0.18 in september 2015

Most needed features were available, others were missing (tags / some automated actions)

Redefined the layout, workflow and usage-rules of the system a few times until we got to the current state

It's additional work

- Developers want to develop and not document their every action.

- Lots of development is still done without the use of Kanboard.

Questions?

Thank you for your attention!
